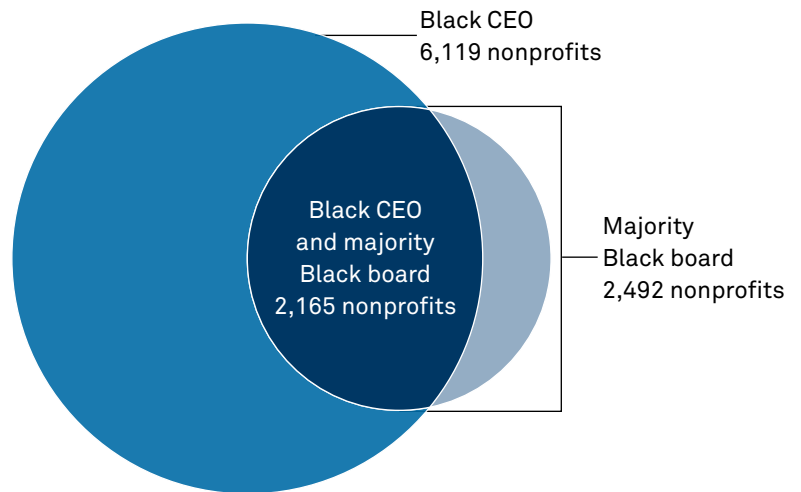


Key Facts About Nonprofits With Majority Black Leadership

Among nonprofits that shared demographic data with Candid,

2,165 organizations have majority Black leadership—defined as having a Black CEO and 51% or more Black board members.*

Here is what we know about them.

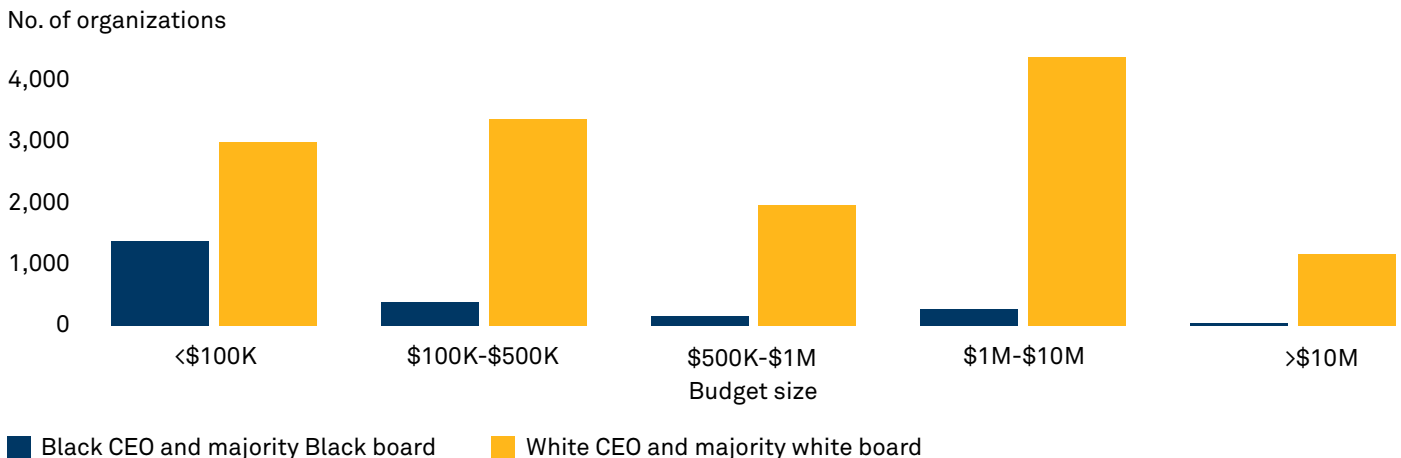


Majority Black-led nonprofits tend to be small:

61% have budgets below \$100,000; only 2% have budgets above \$10 million.

Among majority white-led nonprofits, 21% have budgets below \$100,000, and 8% have budgets above \$10 million.

Nonprofits with majority Black/white leadership by budget size

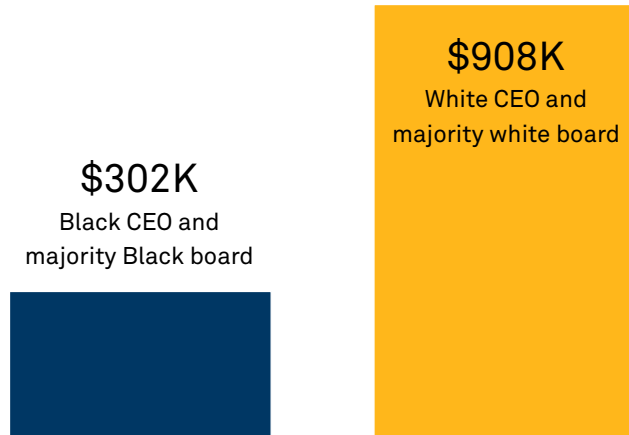


Note: Based on 2,156 majority Black-led nonprofits and 13,365 majority white-led nonprofits.

Majority Black-led nonprofits received 300% less revenue than their white-led counterparts.

The median annual revenue for majority Black-led organizations is \$302,113 compared to \$908,321 for majority white-led organizations.

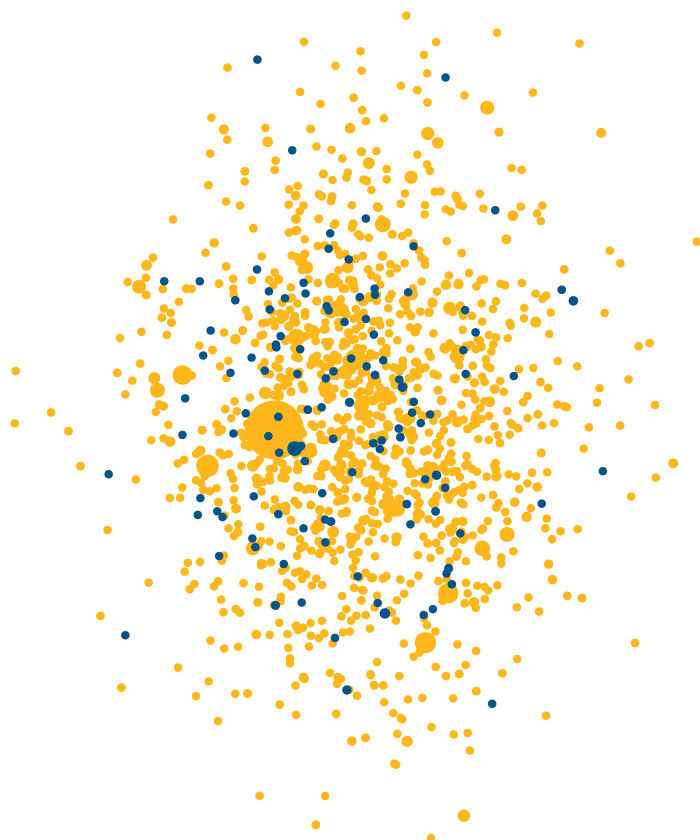
Nonprofits with majority Black/white leadership by median revenue



Compared to majority white-led nonprofits, there are fewer majority Black-led nonprofits, and those that exist are smaller.

Majority white-led nonprofits receive about 30 times as much sector-wide revenue as majority Black-led nonprofits. In terms of total revenue in the sector, majority white-led organizations receive about \$85 billion, whereas majority Black-led organizations have access to less than \$3 billion.

Nonprofits with majority Black/white leadership by organization count and revenue



	Total revenue received	No. of organizations
Black CEO and majority Black board	\$2.9 billion	1,192
White CEO and majority white board	\$85.1 billion	11,854

- Black CEO and majority Black board
- White CEO and majority white board

Note: Each dot represents a single organization. Dot size represents annual revenue: the bigger the dot, the higher the organization's revenue.

Public benefit and human service subsectors are most likely to have majority Black leadership.

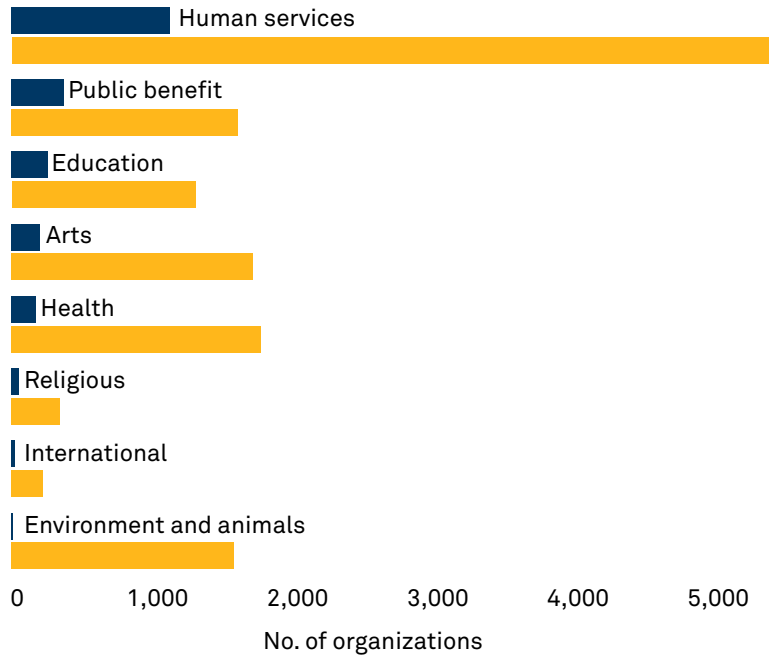
Representation of majority Black-led vs. majority white-led organizations varies substantially by subsector. Environmental and animal organizations are least likely to have majority Black leadership and most likely to have majority white leadership.

*ABFE defines Black-led organizations as having a primarily Black board, executive leadership, staff, and constituency. However, to offer a more comprehensive overview, here, we offer a landscape of nonprofits with majority Black leadership—defined as nonprofits with a Black CEO and 51% or more Black board members.

Methodology

This infographic is based on demographic information provided to Candid by U.S. public charities between July 2019-January 2024, as well as IRS data. Foundations are excluded from the analysis. Budget size refers to annual expenses from the latest available IRS Form 990 or 990-EZ; 990-N filers are categorized as having budgets below \$50K. Annual revenue also comes from the latest IRS 990 filing. For additional methodology and analyses, see the full report, [The state of diversity in the U.S. nonprofit sector.](#)

Nonprofits with majority Black/white leadership by subsector



■ Black CEO and majority Black board
 ■ White CEO and majority white board

Note: Based on NTEE ([National Taxonomy of Exempt Entities](#)) codes listed on the IRS BMF as of December 2023.



About ABFE:
abfe.org
info@abfe.org

Candid.

About Candid data:
candid.org/about-our-data
researchteam@candid.org

© 2024 Candid and ABFE. This work is made available under the terms of the Creative Commons Attribution-NonCommercial 4.0 International License. creativecommons.org/licenses/by-nc/4.0.

doi.org/10.15868/socialsector.44150